

2015-2020

# Balance Sheet Total Expenditure



# Table of Contents

<u>SL. No.</u>	<u>Title</u>	<u>Page No.</u>
1	<u>Certificate from Head of the Institution</u>	2
2	<u>Auditor's Utilisation Statement</u>	4
3	<u>Academic Year 2015-16</u>	8
4	<u>Academic Year 2016-17</u>	13
5	<u>Academic Year 2017-18</u>	18
6	<u>Academic Year 2018-19</u>	23
7	<u>Academic Year 2019-20</u>	28

# **Certificate from** **Head of the** **Institution**



# NEHRU COLLEGE OF ENGINEERING AND RESEARCH CENTRE

(NAAC Accredited)

Pampady, Thiruvilwamala, Thrissur (Dt) – 680 588

(Approved by AICTE, Affiliated to University of Calicut & APJ Abdul Kalam Technological University, Kerala)



## 4.2 Total Expenditure excluding salary year-wise during last five years ( INR in Lakhs)

This is to certify that Total Expenditure of Nehru College of Engineering & Research Centre excluding salary year-wise during last five years ( INR in Lakhs) is

<u>2019-20</u>	<u>2018-19</u>	<u>2017-18</u>	<u>2016-17</u>	<u>2015-16</u>
<u>399.81</u>	<u>406.03</u>	<u>484.27</u>	<u>635.33</u>	<u>1841.74</u>



PRINCIPAL  
Nehru College of  
Engineering and Research Centre  
Pampady Thiruvilwamala, Thrissur Dt  
Pin 680 597 Kerala

# **Auditor's** **Utilisation** **Statement**



Office: 57A, Chinna Subbannan Street  
K.K. Pudur, Coimbatore-641 038  
Tel: 0422 - 4387382  
Email: bskumar10@rediffmail.com

**Bindu Sureshkumar & Associates**  
Chartered Accountants

November 18<sup>th</sup>, 2020


To

**The Director,  
National Assessment and Accreditation Council (NAAC)  
Bangalore - 560 072.**

This is to certify that **Nehru College of Engineering and Research Centre, Pampady, Thiruvilwamala, Thrissur, Kerala** has incurred the following annual expenditure towards maintenance of physical facilities and academic support facilities excluding salary component. This certificate has been issued based on the audited Balance Sheets and Income and Expenditure Statements (INR in lakhs).

**4.1.4 & 4.4.1**

Particulars	2019-20	2018-19	2017-18	2016-17	2015-16
Land	0.00	0.00	0.00	0.00	87.49
Road	0.00	0.00	0.00	0.00	13.08
Building	0.00	0.00	0.96	25.56	898.64
Air Conditioner	2.67	0.41	0.00	0.16	0.28
Biogas Plant	0.00	0.00	0.00	0.00	4.82
Camera/CCTV	0.67	0.00	3.17	0.20	6.82
Cash counting machine	0.00	0.00	0.00	0.00	0.25
Electrical Fittings	0.00	0.00	0.69	7.36	8.81
EPABX	0.00	0.00	0.00	0.00	0.00
Fire & Safety	6.37	0.00	0.00	0.00	1.52
Furniture	0.46	6.62	0.23	7.20	39.71
Gas Fittings	0.00	0.00	0.00	0.00	0.06
Lab Equipment's	0.29	0.00	3.76	11.19	12.92
Library Books	1.75	3.84	1.50	10.24	0.27
LCD Projector	0.00	0.00	0.00	0.00	2.49
Office Equipment	2.4	0.81	0.09	0.00	1.11



**PRINCIPAL**  
Nehru College of  
Engineering and Research Centre  
Pampady, Thiruvilwamala, Thrissur Dt  
Pin 680 597 Kerala



PA System	0.00	0.11	0.00	0.70	0.00
LCD TV	0.00	0.00	0.00	2.61	0.00
Water Cooler	0.55	1.22	0.00	0.00	1.18
Water Purifier	0.00	0.00	0.65	0.00	0.00
Xerox Machine	0.00	0.67	0.00	0.00	0.00
STP/WTP	0.00	14.00	1.38	0.00	37.80
Generator	0.00	0.00	0.00	0.00	14.49
Machinery & Tools	0.00	0.00	0.00	0.00	0.35
Motor Vehicle	0.00	0.00	0.00	0.00	47.34
Printer	0.1	0.00	0.35	0.86	0.00
UPS	0.00	0.00	0.00	0.00	3.72
Computer	10.1	0.04	2.02	1.91	22.25
<b>Total Capital Expenditure[A]</b>	<b>25.36</b>	<b>27.72</b>	<b>14.80</b>	<b>67.98</b>	<b>1,205.39</b>
Student Welfare	152.03	161.93	225.47	286.51	314.66
Advertisement	5.71	7.26	0.00	1.84	31.85
AMC	2.31	1.30	2.89	2.90	1.30
Garden Maintenance	5.79	8.45	8.27	11.07	9.34
Vehicle Maintenance	2.96	2.06	3.92	4.42	7.94
Other Maintenance	13.84	14.98	26.42	24.83	32.38
Building Maintenance	38.52	26.71	7.78	10.38	13.01
Computer Maintenance	1.9	4.13	1.12	1.97	0.64
House Keeping	13.44	11.86	12.79	8.70	5.31
Water Expenses	0.05	3.96	14.50	0.00	13.39
Printing & Stationery	7.92	6.79	13.46	24.50	17.51
Power & Fuel	22.19	18.88	45.92	51.84	56.18
Application & Affiliation	2.99	17.10	16.18	41.24	35.95
Communication Expenses	10	16.52	17.77	15.35	8.20
Subscriptions & Periodicals	8.13	7.52	11.87	11.91	14.84
General Expenses	86.41	68.61	60.60	68.83	69.62
Interest & Bank Charges	0.26	0.26	0.50	1.05	4.28
Depreciation →	120.19	126.95	136.86	156.90	186.23
<b>Total Revenue Expenditure[B]</b>	<b>494.64</b>	<b>505.25</b>	<b>606.33</b>	<b>724.25</b>	<b>822.63</b>
<b>TOTAL[A+B]</b>	<b>520.00</b>	<b>532.98</b>	<b>621.13</b>	<b>792.23</b>	<b>2,028.02</b>



Depreciation = 399.81 406.03 486.27 635.33 184

PRINCIPAL  
Nehru College of  
Engineering and Research Centre  
Panapady, Thiruvilwamala, Thiruvārūr Dt  
Pin 680 597 Kerala


Average % of Expenditure for infrastructure per year	5 %	5 %	2 %	9 %	59 %
Average % of Expenditure for maintenance of infrastructure per year	95 %	95 %	98 %	91 %	41 %
Average % for Infrastructure	16 %				
Average % for Infrastructure Maintenance	84 %				

Bindu Sureshkumar & Associates



M:No:055395

UDIN:No: 20055395AAAADA7659



**PRINCIPAL**  
Nehru College of  
Engineering and Research Centre  
Panipady, Thiruvilwamala, Thiruvananthapuram Dt  
Pin 680 597 Kerala



**PRINCIPAL**  
Nehru College of  
Engineering and Research Centre  
Panipady Thiruvilwamala, Thiruvananthapuram Dt  
Pin 680 597 Kerala



# **Academic Year** **2015-16**

**NEHRU COLLEGE OF ENGINEERING AND RESEARCH CENTRE, KERALA**  
**INCOME & EXPENDITURE ACCOUNT**

Particulars	Schedule	Year ended	
		31.03.2016	31.03.2015
		(Rupees)	(Rupees)
<b>INCOME</b>			
(a) Fees Received		22,11,51,583	24,29,13,558
(b) Other Income	9	5,16,18,840	14,37,673
(c) Interest Received		14,32,607	3,99,614
<b>A Total Income (a+b+c)</b>		<b>27,42,03,030</b>	<b>24,47,50,845</b>
<b>EXPENSES</b>			
(a) Employees Benefits	10	8,34,02,576	7,50,41,206
(b) Students Welfare	11	3,14,65,566	67,62,627
(c) Advertisement		31,85,161	60,000
(d) Repairs & Maintenance	12	83,30,242	57,39,379
(e) Printing and Stationery		17,50,770	23,10,829
(f) Power and Fuel	13	56,18,050	45,58,449
(g) Application and Affiliation Fees	14	35,95,269	23,71,271
(h) Communication Expenses		8,19,738	9,93,405
(i) Subscription and Periodicals		14,84,041	14,23,505
(k) General Expenses	15	69,62,208	27,49,831
(l) Interest and Bank Charges	16	4,28,213	6,57,052
(m) Depreciation		1,86,23,301	90,17,500
<b>B Total Expenditure (a to m)</b>		<b>16,56,65,134</b>	<b>11,16,85,054</b>
<b>EXCESS OF INCOME OVER EXPENDITURE (A-B)</b>		<b>10,85,37,896</b>	<b>13,30,65,791</b>

As per our report of even date annexed  
For Bindu Suresh Kumar & Associates  
Chartered Accountants

For and on behalf of the Trust

  
E. Sureshkumar  
Partner M.No: 55395

  
Managing Trustee

  
Trustee

Place: Coimbatore  
Date : 10.09.2016



Total Revenue expenditure except Salary  
Appreciator for 2015-16  
Salary 16,56,65,134  
Depreciation 8,34,02,576  
1,86,23,301  
6,36,39,257

  
PRINCIPAL  
Nehru College of  
Engineering and Research Centre  
Panipady Thiruvilwamala Thiruvananthapuram  
Pin 680 597 Kerala



**NEHRU COLLEGE OF ENGINEERING AND RESEARCH CENTRE**

**SCHEDULE - 5- FIXED ASSETS AS ON 31.03.2016**

SL NO	ASSETS	WDV AS ON	ADDITIONS		DEDUCTIONS	TOTAL	RATE	DEPRECIATION			WDV AS ON
		01.04.2015	BEFORE SEP	AFTER SEP				UPTO SEP	AFTER SEP	TOTAL	31.03.2016
1	LAND		38,67,480	48,81,600		87,49,080	-	-	-	-	87,49,080
	[A]		38,67,480	48,81,600		87,49,080	-	-	-	-	87,49,080
2	BUILDINGS										
	BUILDING-NCERC		7,38,71,026			7,38,71,026	0	73,87,103	-	73,87,103	6,64,83,923
	BUILDING-NCERC-GIRLS HOSTEL		1,51,17,610			1,51,17,610	0	15,11,761	-	15,11,761	1,36,05,849
	ROAD		3,31,904	9,75,717		13,07,621	0	33,190	48,786	81,976	12,25,645
	[B]	0	89320540	975717	0	90296257	0.3	8932054	48786	8980840	8,13,15,417
1	AIR CONDITIONER	19,72,947	12,200	15,600	-	20,00,747	10%	1,98,515	780	1,99,295	18,01,452
2	BIOGAS PLANT		4,82,242		-	4,82,242	10%	48,224	-	48,224	4,34,018
3	CAMERA/CCTV SYSTEMS	7,26,263	1,35,395	5,46,664	-	14,08,322	10%	86,166	27,333	1,13,499	12,94,823
4	CASH COUNTING MACHINE	36,010	25,000		-	61,010	10%	6,101	-	6,101	54,909
5	ELECTRICAL FITTINGS	21,67,354	4,06,166	4,74,885	-	30,48,405	10%	2,57,352	23,744	2,81,096	27,67,309
6	EPABX	9,88,595			-	9,88,595	10%	98,860	-	98,860	8,89,735
7	FIRE AND SAFETY EQUIPMENTS		1,52,279		-	1,52,279	10%	15,228	-	15,228	1,37,051
8	FURNITURE	1,02,33,369	39,65,115	6,298	-	1,42,04,782	10%	14,19,848	315	14,20,163	1,27,84,619
9	GAS FITTING	85,667	5,750		-	91,417	10%	9,142	-	9,142	82,275
10	LAB EQUIPMENTS	66,27,108	9,68,288	3,23,337	-	79,18,733	10%	7,59,540	16,167	7,75,707	71,43,026
12	LIBRARY BOOKS	1,64,83,090	4,900	21,653	-	1,65,09,643	10%	16,48,799	1,083	16,49,882	1,48,59,761
13	LIFT SYSTEM	4,00,396			-	4,00,396	10%	40,040	-	40,040	3,60,356
11	LCD PROJECTOR	2,69,242	57,750	1,90,885	-	5,17,877	10%	32,699	9,544	42,243	4,75,634
14	OFFICE EQUIPMENTS	23,28,980	1,11,100		-	24,40,080	10%	2,44,008	-	2,44,008	21,96,072
15	TRANSFORMER	2,43,743			-	2,43,743	10%	24,374	-	24,374	2,19,369
16	TV(LCD)	19,831			-	19,831	10%	1,983	-	1,983	17,848
17	WATER COOLER	1,13,896	1,17,820		-	2,31,716	10%	23,172	-	23,172	2,08,544
18	WATER PURIFIERS	2,18,657			-	2,18,657	10%	21,866	-	21,866	1,96,791
19	XEROX MACHINE	3,27,486			-	3,27,486	10%	32,749	-	32,749	2,94,737
20	WATER TREATMENT PLANT		2,93,985		-	2,93,985	10%	29,399	-	29,399	2,64,586
	[C]	4,32,42,634	67,37,990	15,79,322	-	5,15,59,946		49,98,065	78,966	50,77,031	4,64,82,915
21	GENERATOR	69,620	3,25,000	11,24,000	-	15,18,620	15%	59,193	84,300	1,43,493	13,75,127
22	MACHINERY AND TOOLS	10,92,741	35,491		-	11,28,232	15%	1,69,235	-	1,69,235	9,58,997
23	MOTOR VEHICLE	35,25,715	47,33,583		-	82,59,298	15%	12,38,895	-	12,38,895	70,20,403

**PRINCIPAL**

Nehru College of  
Engineering and Research Centre  
Pampady Thiruvilwamala Thisur Dt  
Pin: 680 597 Kerala



24	PRINTER	68,905				68,905	15%	10,336	-	10,336	58,569
25	UPS	7,93,835	3,71,675			11,65,510	15%	1,74,827	-	1,74,827	9,90,683
	[D]	55,50,816	54,65,749	11,24,000	-	1,21,40,565	1	16,52,486	84,300	17,36,786	1,04,03,779
26	COMPUTER	25,44,584	21,14,148	1,11,350	-	47,70,082	60%	27,95,239	33,405	28,28,644	19,41,438
	[E]	25,44,584	21,14,148	1,11,350	-	47,70,082		27,95,239	33,405	28,28,644	19,41,438
27	BUILDING (WIP)			8,75,615	-	8,75,615	0%	-	-	-	8,75,615
28	STP (WIP)	1,05,000	1,86,135	32,99,636		35,90,771	0%	-	-	-	35,90,771
	[F]	1,05,000	1,86,135	41,75,251	-	44,66,386		-	-	-	44,66,386
	TOTAL [A TO F]	5,14,43,034	10,76,92,042	1,28,47,240	-	17,19,82,316	1	1,83,77,844	2,45,457	1,86,23,301	15,33,59,015

Total Capital Expenditure = 10,76,92,042 + 1,28,47,240 = 12,05,39,282



*Ch*  
**PRINCIPAL**  
 Nehru College of  
 Engineering and Research Centre  
 Panipady, Thiruvithamala, Thiruvananthapuram Dt  
 Pin: 680 597 Kerala



**NEHRU COLLEGE OF ENGINEERING AND RESEARCH CENTRE, KERALA**  
**INCOME & EXPENDITURE ACCOUNT**

Particulars	Schedule	Year ended	
		31.03.2016	31.03.2015
		(Rupees)	(Rupees)
<b>INCOME</b>			
(a) Fees Received		22,11,51,583	24,29,13,558
(b) Other Income	9	5,16,18,840	14,37,673
(c) Interest Received		14,32,607	3,99,614
<b>A Total Income (a+b+c)</b>		<b>27,42,03,030</b>	<b>24,47,50,845</b>
<b>EXPENSES</b>			
(a) Employees Benefits	10	8,34,02,576	7,50,41,206
(b) Students Welfare	11	3,14,65,566	67,62,627
(c) Advertisement		31,85,161	60,000
(d) Repairs & Maintenance	12	83,30,242	57,39,379
(e) Printing and Stationery		17,50,770	23,10,829
(f) Power and Fuel	13	56,18,050	45,58,449
(g) Application and Affiliation Fees	14	35,95,269	23,71,271
(h) Communication Expenses		8,19,738	9,93,405
(i) Subscription and Periodicals		14,84,041	14,23,505
(k) General Expenses	15	69,62,208	27,49,831
(l) Interest and Bank Charges	16	4,28,213	6,57,052
(m) Depreciation		1,86,23,301	90,17,500
<b>B Total Expenditure (a to m)</b>		<b>16,56,65,134</b>	<b>11,16,85,054</b>
<b>EXCESS OF INCOME OVER EXPENDITURE (A-B)</b>		<b>10,85,37,896</b>	<b>13,30,65,791</b>

As per our report of even date annexed  
For Bindu Suresh Kumar & Associates  
Chartered Accountants

For and on behalf of the Trust

E.Sureshkumar  
Partner M.No: 55395



*[Signature]*

Managing Trustee

*[Signature]*  
Trustee

*[Signature]*

**PRINCIPAL**  
Nehru College of  
Engineering and Research Centre  
Panipady Thiruvilwamala, Thrissur Dt  
Pin 680 597, Kerala



**PRINCIPAL**  
Nehru College of  
Engineering and Research Centre  
Panipady Thiruvilwamala, Thrissur Dt  
Pin 680 597 Kerala


# **Academic Year** **2016-17**



**NEHRU COLLEGE OF ENGINEERING AND RESEARCH CENTRE, KERALA**  
**INCOME & EXPENDITURE ACCOUNT**

Particulars	Schedule	Year ended	
		31.03.2017	31.03.2016
<b>INCOME</b>			
(a) Fees Received		18,84,33,000	22,11,51,583
(b) Other Income	9	5,14,95,162	5,04,25,900
(c) Interest Received		2,47,189	14,32,607
<b>A Total Income (a+b+c)</b>		<b>24,01,75,351</b>	<b>27,30,10,090</b>
<b>EXPENSES</b>			
(a) Employees Benefits	10	8,29,62,759	8,34,02,576
(b) Students Welfare	11	2,86,51,428	3,02,72,626
(c) Advertisement		1,84,048	31,85,161
(d) Repairs & Maintenance	12	64,27,958	83,30,242
(e) Printing and Stationery		24,49,668	17,50,770
(f) Power and Fuel	13	51,84,027	56,18,050
(g) Application and Affiliation Fees	14	41,24,300	35,95,269
(h) Communication Expenses		15,34,711	8,19,738
(i) Subscription and Periodicals		11,91,295	14,84,041
(j) General Expenses	15	68,82,913	69,62,208
(k) Interest and Bank Charges	16	1,05,181	4,28,213
(l) Depreciation		1,56,89,782	1,86,23,301
<b>B Total Expenditure (a to l)</b>		<b>15,53,88,070</b>	<b>16,44,72,194</b>
<b>EXCESS OF INCOME OVER EXPENDITURE (A-B)</b>		<b>8,47,87,281</b>	<b>10,85,37,896</b>

As per our report of even date annexed  
For Bindu Suresh Kumar & Associates  
Chartered Accountants



E.Sureshkumar  
Partner M.No: 055395

For and on behalf of the Trust

*[Signature]*  
Managing Trustee



*[Signature]*  
Trustee

Place: Coimbatore  
Date: 12.07.2017

Total expenditure except salary and depreciation for 2016-17  
15,53,88,070  
Less Salary 8,29,62,759  
Depreciation 1,56,89,782  
567,35,529

*[Signature]*

**PRINCIPAL**  
Nehru College of  
Engineering and Research Centre  
Panpady Thiruvithwamala, Thrissur Dt  
Pin - 680 597, Kerala

NEHRU COLLEGE OF ENGINEERING AND RESEARCH CENTRE											
SCHEDULE - 5- FIXED ASSETS AS ON 31.03.2017											
SL NO	ASSETS	WDV AS ON	ADDITIONS		DEDUCTIONS	TOTAL	RATE	DEPRECIATION			WDV AS ON
		01.04.2016	BEFORE SEP	AFTER SEP				UPTO SEP	AFTER SEP	TOTAL	31.03.2017
1	LAND	8749080	-	-	-	87,49,080	-	-	-	-	87,49,080
	[A]	8749080	-	-	-	87,49,080	-	-	-	-	87,49,080
2	BUILDINGS										
	BUILDING-NCERC	66483923	-	-	-	6,64,83,923	10%	66,48,392	-	66,48,392	5,98,35,531
	BUILDING-NCERC-GH	13605849	-	-	-	1,36,05,849	10%	13,60,585	-	13,60,585	1,22,45,264
	ROAD	1225645	-	-	-	12,25,645	10%	1,22,565	-	1,22,565	11,03,080
	[B]	81315417	0	0	0	81315417		8131542	0	8131542	7,31,83,875
1	AIR CONDITIONER	18,01,452	15,600	-	-	18,17,052	10%	1,81,705	-	1,81,705	16,35,347
2	BIOGAS PLANT	4,34,018	-	-	-	4,34,018	10%	43,402	-	43,402	3,90,616
3	CAMERA/CCTV SYSTEMS	12,94,823	9,500	10,815	-	13,15,138	10%	1,30,432	541	1,30,973	11,84,165
4	CASH COUNTING MACHINE	54,909	-	-	-	54,909	10%	5,491	-	5,491	49,418
5	ELECTRICAL FITTINGS	27,67,309	4,57,391	2,78,852	-	35,03,552	10%	3,22,470	19,943	3,36,413	31,67,139
6	EPABX	8,89,735	-	-	-	8,89,735	10%	88,974	-	88,974	8,00,761
7	FIRE AND SAFETY EQUIPMENTS	1,37,051	-	-	-	1,37,051	10%	13,705	-	13,705	1,23,346
8	FURNITURE	1,27,84,619	6,89,624	30,056	-	1,35,04,299	10%	13,47,424	1,503	13,48,927	1,21,55,372
9	GAS FITTING	82,275	-	-	-	82,275	10%	8,228	-	8,228	74,047
10	LAB EQUIPMENTS	71,43,026	9,85,930	1,33,080	-	82,62,036	10%	8,12,896	6,654	8,19,550	74,42,486
11	LIBRARY BOOKS	1,48,59,761	88,588	9,35,038	-	1,58,83,387	10%	14,94,835	46,752	15,41,587	1,43,41,800
12	LIFT SYSTEM	3,60,356	-	-	-	3,60,356	10%	36,036	-	36,036	3,24,320
13	LCD PROJECTOR	4,75,634	-	-	-	4,75,634	10%	47,563	-	47,563	4,28,071
14	OFFICE EQUIPMENTS	21,96,072	-	-	-	21,96,072	10%	2,19,607	-	2,19,607	19,76,465
15	PA SYSTEMS	-	70,292	-	-	70,292	10%	7,029	-	7,029	63,263
16	TRANSFORMER	2,19,369	-	-	-	2,19,369	10%	21,937	-	21,937	1,97,432
17	TV(LCD)	17,848	-	2,60,670	-	2,78,518	10%	1,785	13,034	14,819	2,63,699
18	WATER COOLER	2,08,544	-	-	-	2,08,544	10%	20,854	-	20,854	1,87,690
19	WATER PURIFIERS	1,96,791	-	-	-	1,96,791	10%	19,679	-	19,679	1,77,112
20	XEROX MACHINE	2,94,737	-	-	-	2,94,737	10%	29,474	-	29,474	2,65,263
21	WATER TREATMENT PLANT	2,64,586	-	-	-	2,64,586	10%	26,459	-	26,459	2,38,127
	[C]	4,64,82,915	23,16,925	16,48,511	-	5,04,48,351		48,79,985	82,427	49,62,412	4,54,85,939



PRINCIPAL  
Nehru College of  
Engineering and Research Centre,  
Pampady - Thiruvananthapuram, Thiruvananthapuram Dt  
Pin - 680 597 Kerala



22	GENERATOR	13,75,127	-	-	-	13,75,127	15%	2,06,269	-	2,06,269	11,68,858
23	MACHINERY AND TOOLS	9,58,997	-	-	-	9,58,997	15%	1,43,850	-	1,43,850	8,15,147
24	MOTOR VEHICLE	70,20,403	-	-	15,60,000	54,60,403	15%	8,19,060	-	8,19,060	46,41,343
25	PRINTER	58,569	85,517	-	-	1,44,086	15%	21,613	-	21,613	1,22,473
26	UPS	9,90,683	-	-	-	9,90,683	15%	1,48,602	-	1,48,602	8,42,081
	[D]	1,04,03,779	85,517	-	15,60,000	89,29,296		13,39,394	-	13,39,394	75,89,902
27	COMPUTER	19,41,438	1,14,230	76,777	-	21,32,445	60%	12,33,401	23,033	12,56,434	8,76,011
	[E]	19,41,438	1,14,230	76,777	-	21,32,445		12,33,401	23,033	12,56,434	8,76,011
28	BUILDING (WIP)	8,75,615	-	25,55,667	-	34,31,282	0%	-	-	-	34,31,282
29	STP (WIP)	35,90,771	-	-	-	35,90,771	0%	-	-	-	35,90,771
	[F]	44,66,386	-	25,55,667	-	70,22,053		-	-	-	70,22,053
	TOTAL [A TO F]	15,33,59,015	25,16,672	42,80,955	15,60,000	15,85,96,642	-	1,55,84,322	1,05,460	1,56,89,782	14,29,06,860

Total Capital expenditure =  $25,16,672 + 42,80,955 = 67,97,627/-$




*Ch*  
**PRINCIPAL**  
 Nehru College of  
 Engineering and Research Centre  
 Panipady, Thiruvilvamala, Thiruvananthapuram Dt.  
 Pin - 680 597 Kerala

**NEHRU COLLEGE OF ENGINEERING AND RESEARCH CENTRE, KERALA**  
**INCOME & EXPENDITURE ACCOUNT**

Particulars	Schedule	Year ended	
		31.03.2017	31.03.2016
<b>INCOME</b>			
(a) Fees Received		18,84,33,000	22,11,51,583
(b) Other Income	9	5,14,95,162	5,04,25,900
(c) Interest Received		2,47,189	14,32,607
<b>A Total Income (a+b+c)</b>		<b>24,01,75,351</b>	<b>27,30,10,090</b>
<b>EXPENSES</b>			
(a) Employees Benefits	10	8,29,62,759	8,34,02,576
(b) Students Welfare	11	2,86,51,428	3,02,72,626
(c) Advertisement		1,84,048	31,85,161
(d) Repairs & Maintenance	12	64,27,958	83,30,242
(e) Printing and Stationery		24,49,668	17,50,770
(f) Power and Fuel	13	51,84,027	56,18,050
(g) Application and Affiliation Fees	14	41,24,300	35,95,269
(h) Communication Expenses		15,34,711	8,19,738
(i) Subscription and Periodicals		11,91,295	14,84,041
(j) General Expenses	15	68,82,913	69,62,208
(k) Interest and Bank Charges	16	1,05,181	4,28,213
(l) Depreciation		1,56,89,782	1,86,23,301
<b>B Total Expenditure (a to l)</b>		<b>15,53,88,070</b>	<b>16,44,72,194</b>
<b>EXCESS OF INCOME OVER EXPENDITURE (A-B)</b>		<b>8,47,87,281</b>	<b>10,85,37,896</b>


As per our report of even date annexed  
For Bindu Suresh Kumar & Associates  
Chartered Accountants



E. Sureshkumar  
Partner M.No: 055395

For and on behalf of the Trust

Managing Trustee



Trustee

Place: Coimbatore  
Date: 12.07.2017



PRINCIPAL

PRINCIPAL  
Nehru College of  
Engineering and Research Centre  
Parupady, Thiruvilwamala, Thiruvananthapuram Dt  
Pin - 680 597 Kerala

Engineering and Research Centre  
Parupady, Thiruvilwamala, Thiruvananthapuram Dt  
Pin - 680 597 Kerala

# **Academic Year** **2017-18**



**NEHRU COLLEGE OF ENGINEERING AND RESEARCH CENTRE, KERALA  
INCOME & EXPENDITURE ACCOUNT**

Particulars	Schedule	Year ended	
		31.03.2018	31.03.2017
		₹	₹
<b>INCOME</b>			
(a) Fees Received		12,38,43,848	18,84,33,000
(b) Other Income	9	2,39,56,793	5,14,95,162
(c) Interest Received		1,78,283	2,47,189
<b>A Total Income (a+b+c)</b>		<b>14,79,78,924</b>	<b>24,01,75,351</b>
<b>EXPENSES</b>			
(a) Employees Benefits	10	6,38,93,886	8,29,62,759
(b) Students Welfare	11	2,25,47,488	2,86,51,428
(c) Advertisement			1,84,048
(d) Repairs & Maintenance	12	77,69,301	64,27,958
(e) Printing and Stationery		13,45,823	24,49,668
(f) Power and Fuel	13	45,91,672	51,84,027
(g) Application and Affiliation Fees	14	16,18,025	41,24,300
(h) Communication Expenses		17,77,444	15,34,711
(i) Subscription and Periodicals		11,86,699	11,91,295
(j) General Expenses	15	60,59,554	68,82,913
(k) Interest and Bank Charges	16	50,303	1,05,181
(l) Depreciation		1,36,86,403	1,56,89,782
<b>B Total Expenditure (a to l)</b>		<b>12,45,26,597</b>	<b>15,53,88,070</b>
<b>EXCESS OF INCOME OVER EXPENDITURE (A-B)</b>		<b>2,34,52,327</b>	<b>8,47,87,281</b>

As per our report of even date annexed  
For Bindu Suresh Kumar & Associates  
Chartered Accountants

For and on behalf of the Trust

*TOTAL Revenue expenditure except Salary  
and Depreciation for 2017-18*

*12,45,26,597*


*Less Salary 6,38,93,886*

*Depreciation 1,36,86,403*

*4,69,46,308*

E. Sureshkumar  
Partner M.No: 05520

Managing Trustee



*Udo*  
PRINCIPAL  
Nehru College of  
Engineering and Research Centre  
Panipady Thiruvilwamala, Thrissur  
Pin 680 597 Kerala


Place: Coimbatore  
Date: 14.08.2018

Trustee



NEHRU COLLEGE OF ENGINEERING AND RESEARCH CENTRE											
SCHEDULE - 5- FIXED ASSETS AS ON 31.03.2018											
SL NO	ASSETS	WDV AS ON 01.04.2017	ADDITIONS		DEDUCTIONS	TOTAL	RATE	DEPRECIATION			WDV AS ON 31.03.2018
			BEFORE SEP	AFTER SEP				UPTO SEP	AFTER SEP	TOTAL	
1	LAND	8749080	-	-	-	87,49,080	-	-	-	-	87,49,080
	[A]	8749080	-	-	-	87,49,080	-	-	-	-	87,49,080
2	BUILDINGS										
	BUILDING-NCERC	5,98,35,531	-	35,27,599	-	6,33,63,130	10%	59,83,553	1,76,380	61,59,933	5,72,03,197
	BUILDING-NCERC-GIRLS HOSTEL	1,22,45,264	-	-	-	1,22,45,264	10%	12,24,526	-	12,24,526	1,10,20,738
	[B]	72080795	-	3527599	-	75608394	-	7208079	176380	7384459	6,82,23,935
3	ROAD	11,03,080	-	-	-	11,03,080	10%	1,10,308	-	1,10,308	9,92,772
	[C]	1103080	-	-	-	1103080	-	110308	-	110308	992772
4	AIR CONDITIONER	16,35,347	-	-	-	16,35,347	10%	1,63,535	-	1,63,535	14,71,812
5	BIOGAS PLANT	3,90,616	-	-	-	3,90,616	10%	39,062	-	39,062	3,51,554
6	CAMERA/ACTV SYSTEMS	11,84,165	1,63,258	1,53,710	-	15,01,133	10%	1,34,742	7,686	1,42,428	13,58,705
7	CASH COUNTING MACHINE	49,418	-	-	-	49,418	10%	4,942	-	4,942	44,476
8	ELECTRICAL FITTINGS	31,67,139	58,947	10,200	-	32,36,286	10%	3,22,609	510	3,23,119	29,13,167
9	EPABX	8,00,761	-	-	-	8,00,761	10%	80,076	-	80,076	7,20,685
10	FIRE AND SAFETY EQUIPMENTS	1,23,346	-	-	-	1,23,346	10%	12,335	-	12,335	1,11,011
11	FURNITURE	1,21,55,372	22,717	-	-	1,21,78,089	10%	12,17,809	-	12,17,809	1,09,60,280
12	GAS FITTING	74,047	-	-	-	74,047	10%	7,405	-	7,405	66,642
13	LAB EQUIPMENTS	74,42,486	-	3,75,773	-	78,18,259	10%	7,44,249	18,789	7,63,038	70,55,221
14	LIBRARY BOOKS	1,43,41,800	63,210	86,482	-	1,44,91,492	10%	14,40,501	4,324	14,44,825	1,30,46,667
15	LIFT SYSTEM	3,24,320	-	-	-	3,24,320	10%	32,432	-	32,432	2,91,888
16	LCD PROJECTOR	4,28,071	-	-	-	4,28,071	10%	42,807	-	42,807	3,85,264
17	OFFICE EQUIPMENTS	19,76,465	-	8,850	-	19,85,315	10%	1,97,647	443	1,98,090	17,87,225
18	PA SYSTEMS	63,263	-	-	-	63,263	10%	6,326	-	6,326	56,937
19	TRANSFORMER	1,97,432	-	-	-	1,97,432	10%	19,743	-	19,743	1,77,689
20	TV(LCD)	2,63,699	-	-	-	2,63,699	10%	26,370	-	26,370	2,37,329
21	WATER COOLER	1,87,690	-	-	-	1,87,690	10%	18,769	-	18,769	1,68,921
22	WATER PURIFIERS	1,77,112	65,136	-	-	2,42,248	10%	24,225	-	24,225	2,18,023
23	XEROX MACHINE	2,65,263	-	-	-	2,65,263	10%	26,526	-	26,526	2,38,737
24	WATER TREATMENT PLANT	2,38,127	-	-	-	2,38,127	10%	23,813	-	23,813	2,14,314
	[D]	4,54,85,939	3,73,268	6,35,015	-	4,64,94,222	-	45,85,923	31,752	46,17,675	4,18,76,547



  
**PRINCIPAL**  
 Nehru College of  
 Engineering and Research Centre  
 Pampady Thiruvilwamala, Thrissur Dist  
 Pin 680 507 Kerala

25	GENERATOR	11,68,858	-	-	-	11,68,858	15%	1,75,329	-	1,75,329	9,93,529
26	MACHINERY AND TOOLS	8,15,147	-	-	-	8,15,147	15%	1,22,272	-	1,22,272	6,92,875
27	MOTOR VEHICLE	46,41,343	-	-	-	46,41,343	15%	6,96,201	-	6,96,201	39,45,142
28	PRINTER	1,22,473	20,275	14,700	-	1,57,448	15%	21,412	1,103	22,515	1,34,933
29	UPS	8,42,081	-	-	-	8,42,081	15%	1,26,312	-	1,26,312	7,15,769
	[E]	75,89,902	20,275	14,700	-	76,24,877	-	11,41,526	1,103	11,42,629	64,82,248
30	COMPUTER	8,76,011	2,02,320	-	-	10,78,331	40%	4,31,332	-	4,31,332	6,46,999
	[F]	8,76,011	2,02,320	-	-	10,78,331	-	4,31,332	-	4,31,332	6,46,999
31	BUILDING (WIP)	34,31,282	-	-	34,31,282.00	-	-	-	-	-	37,28,845
32	STP (WIP)	35,90,771	-	1,38,074	-	37,28,845	-	-	-	-	37,28,845
	[G]	70,22,053	-	1,38,074	34,31,282	37,28,845	-	-	-	-	37,28,845
	TOTAL [A TO G]	14,29,06,860	5,95,863	43,15,388	34,31,282	14,43,86,829	-	1,34,77,168	2,09,235	1,36,86,403	13,07,00,426

Total Capital expenditure

$$5,95,863 + 43,15,388 = 49,11,251$$

Less Building WIP

$$= 49,11,251$$

$$= \underline{\underline{34,31,282}}$$

$$= \underline{\underline{14,79,969}}$$



*cd*

PRINCIPAL  
Nehru College of  
Engineering and Research Centre  
Pampady, Thiruvilwamala, Thiruvananthapuram Dt  
Pin - 680 597 Kerala



**NEHRU COLLEGE OF ENGINEERING AND RESEARCH CENTRE, KERALA  
INCOME & EXPENDITURE ACCOUNT**

Particulars	Schedule	Year ended	
		31.03.2019	31.03.2018
		₹	₹
<b>INCOME</b>			
(a) Fees Received		9,45,29,160	12,90,07,621
(b) Other Income	9	2,58,09,730	1,87,93,020
(c) Interest Received		1,32,828	1,78,283
<b>A Total Income (a+b+c)</b>		<b>12,04,71,718</b>	<b>14,79,78,924</b>
<b>EXPENSES</b>			
(a) Employees Benefits	10	5,45,27,648	6,38,93,886
(b) Students Welfare	11	1,61,93,315	2,25,47,488
(c) Advertisement		7,25,942	-
(d) Repairs & Maintenance	12	73,43,812	77,69,301
(e) Printing and Stationery		6,78,622	13,45,823
(f) Power and Fuel	13	18,87,571	45,91,672
(g) Application and Affiliation Fees	14	17,10,000	16,18,025
(h) Communication Expenses		16,52,492	17,77,444
(i) Subscription and Periodicals		7,52,136	11,86,699
(j) General Expenses	15	68,61,103	60,59,554
(k) Interest and Bank Charges	16	25,557	50,303
(l) Depreciation		1,26,94,908	1,36,86,403
<b>B Total Expenditure (a to l)</b>		<b>10,50,53,106</b>	<b>12,45,26,597</b>
<b>EXCESS OF INCOME OVER EXPENDITURE (A-B)</b>		<b>1,54,18,612</b>	<b>2,34,52,327</b>

As per our report of even date annexed  
For Bindu Suresh Kumar & Associates  
Chartered Accountants


For and on behalf of the Trust

E. Sureshkumar  
Partner M.No: 055395



*[Signature]*  
Managing Trustee

Place: Coimbatore  
Date: 29.09.2019



*[Signature]*  
Trustee

**PRINCIPAL**  
Nehru College of  
Engineering and Research Centre,  
Pampady, Thiruvilwamala, Thiruvananthapuram Dt  
Pin 680 597 Kerala

*[Signature]*  
**PRINCIPAL**  
Nehru College of  
Engineering and Research Centre  
Pampady, Thiruvilwamala, Thiruvananthapuram Dt  
Pin 680 597 Kerala

# **Academic Year** **2018-19**



**NEHRU COLLEGE OF ENGINEERING AND RESEARCH CENTRE, KERALA  
INCOME & EXPENDITURE ACCOUNT**

Particulars	Schedule	Year ended	
		31.03.2019	31.03.2018
		₹	₹
<b>INCOME</b>			
(a) Fees Received		9,45,29,160	12,90,07,621
(b) Other Income	9	2,58,09,730	1,87,93,020
(c) Interest Received		1,32,828	1,78,283
<b>A Total Income (a+b+c)</b>		<b>12,04,71,718</b>	<b>14,79,78,924</b>
<b>EXPENSES</b>			
(a) Employees Benefits	10	5,45,27,648	6,38,93,886
(b) Students Welfare	11	1,61,93,315	2,25,47,488
(c) Advertisement		7,25,942	-
(d) Repairs & Maintenance	12	73,43,812	77,69,301
(e) Printing and Stationery		6,78,622	13,45,823
(f) Power and Fuel	13	18,87,571	45,91,672
(g) Application and Affiliation Fees	14	17,10,000	16,18,025
(h) Communication Expenses		16,52,492	17,77,444
(i) Subscription and Periodicals		7,52,136	11,86,699
(j) General Expenses	15	68,61,103	60,59,554
(k) Interest and Bank Charges	16	25,557	50,303
(l) Depreciation		1,26,94,908	1,36,86,403
<b>B Total Expenditure (a to l)</b>		<b>10,50,53,106</b>	<b>12,45,26,597</b>
<b>EXCESS OF INCOME OVER EXPENDITURE (A-B)</b>		<b>1,54,18,612</b>	<b>2,34,52,327</b>

As per our report of even date annexed

For Bindu Suresh Kumar & Associates

Chartered Accountants

For and on behalf of the Trust

*Total Revenue expenditure except salary  
and depreciation for 2018-19*  
10,50,53,106  
*Less Salary* 5,45,27,648  
*Depreciation* 1,26,94,908  
3,78,30,550

E. Sureshkumar  
Partner M.No: 055395

Managing Trustee

Place: Coimbatore  
Date: 27.09.2019

PRINCIPAL  
Nehru College of

Trustee

Engineering and Research Centre  
Panpady, Thiruvilwamala, Thrissur Dt  
Pin 680 597, Kerala

NEHRU COLLEGE OF ENGINEERING AND RESEARCH CENTRE											
SCHEDULE - 5- FIXED ASSETS AS ON 31.03.2019											
SL.NO	ASSETS	WDV AS ON 01.04.2018	ADDITIONS		DEDUCTIONS	TOTAL	RATE	DEPRECIATION			WDV AS ON 31.03.2019
			BEFORE SEP	AFTER SEP				UPTO SEP	AFTER SEP	TOTAL	
1	LAND	87,49,080	-	-	48,81,600	38,67,480	0%	-	-	-	38,67,480
	[A]	8749080	-	-	48,81,600	38,67,480	-	-	-	-	38,67,480
2	BUILDINGS										
	BUILDING-NCERC	5,72,03,197	-	-	-	5,72,03,197	10%	57,20,320	-	57,20,320	5,14,82,877
	BUILDING-NCERC-G.H	1,10,20,738	-	-	-	1,10,20,738	10%	11,02,074	-	11,02,074	99,18,664
	ROAD	9,92,772	-	-	-	9,92,772	10%	99,277	-	99,277	8,93,495
	[B]	69216707	-	-	-	69216707	-	6921671	-	6921671	6,22,95,036
3	AIR CONDITIONER	14,71,812	40,500	-	-	15,12,312	10%	1,51,231	-	1,51,231	13,61,081
4	BIOGAS PLANT	3,51,554	-	-	-	3,51,554	10%	35,155	-	35,155	3,16,399
5	CAMERA/CCTV SYSTEMS	13,58,705	-	-	-	13,58,705	10%	1,35,871	-	1,35,871	12,22,834
6	CASH COUNTING MACHINE	44,476	-	-	-	44,476	10%	4,448	-	4,448	40,028
7	ELECTRICAL FITTINGS	29,13,167	-	-	-	29,13,167	10%	2,91,317	-	2,91,317	26,21,850
8	EPABX	7,20,685	-	-	-	7,20,685	10%	72,069	-	72,069	6,48,616
9	FIRE AND SAFETY EQUIPMENTS	1,11,011	-	-	-	1,11,011	10%	11,101	-	11,101	99,910
10	FURNITURE	1,09,60,280	5,66,400	95,226	-	1,16,21,906	10%	11,52,668	4,761	11,57,429	1,04,64,477
11	GAS FITTING	66,642	-	-	-	66,642	10%	6,664	-	6,664	59,978
12	LAB EQUIPMENTS	70,55,221	-	-	-	70,55,221	10%	7,05,522	-	7,05,522	63,49,699
13	LIBRARY BOOKS	1,30,46,667	49,006	3,35,156	-	1,34,30,829	10%	13,09,567	16,758	13,26,325	1,21,04,504
14	LIFT SYSTEM	2,91,888	-	-	-	2,91,888	10%	29,189	-	29,189	2,62,699
15	LCD PROJECTOR	3,85,264	-	-	-	3,85,264	10%	38,526	-	38,526	3,46,738
16	OFFICE EQUIPMENTS	17,87,225	-	81,125	-	18,68,350	10%	1,78,723	4,056	1,82,779	16,85,571
17	PA SYSTEMS	56,937	11,125	-	-	68,062	10%	6,806	-	6,806	61,256
18	TRANSFORMER	1,77,689	-	-	-	1,77,689	10%	17,769	-	17,769	1,59,920
19	TV(LCD)	2,37,329	-	-	-	2,37,329	10%	23,733	-	23,733	2,13,596
20	WATER COOLER	1,68,921	1,22,428	-	-	2,91,349	10%	29,135	-	29,135	2,62,214
21	WATER PURIFIERS	2,18,023	-	-	-	2,18,023	10%	21,802	-	21,802	1,96,221
22	XEROX MACHINE	2,38,737	66,500	-	-	3,05,237	10%	30,524	-	30,524	2,74,713
23	STP	-	-	-	-	-	10%	-	-	-	-
24	WATER TREATMENT PLANT	2,14,314	-	51,29,132	-	53,43,446	10%	21,431	2,56,457	2,77,888	50,65,558
	[C]	4,18,76,547	8,55,959	56,40,639	-	4,83,73,145	-	42,73,251	2,82,032	45,55,283	4,38,17,862



  
**PRINCIPAL**  
 Nehru College of  
 Engineering and Research Centre  
 Panipady, Thiruvivamala, Thiruvananthapuram Dt  
 Pin 680 597 Kerala



25	GENERATOR	9,93,529	-	-	-	9,93,529	15%	1,49,029	-	1,49,029	8,44,500
26	MACHINERY AND TOOLS	6,92,875	-	-	-	6,92,875	15%	1,03,931	-	1,03,931	5,88,944
27	MOTOR VEHICLE	39,45,142	-	-	99,347	38,45,795	15%	5,76,869	-	5,76,869	32,68,926
28	PRINTER	1,34,933	-	-	-	1,34,933	15%	20,240	-	20,240	1,14,693
29	UPS	7,15,769	-	-	-	7,15,769	15%	1,07,365	-	1,07,365	6,08,404
	[D]	64,82,248	-	-	99,347	63,82,901		9,57,434	-	9,57,434	54,25,467
30	COMPUTER	6,46,999	4,300	-	-	6,51,299	40%	2,60,520	-	2,60,520	3,90,779
	[E]	6,46,999	4,300	-	-	6,51,299		2,60,520	-	2,60,520	3,90,779
31	STP (WIP)	37,28,845	5,01,232	8,99,055	51,29,132	-	0%	-	-	-	-
	[F]	37,28,845	5,01,232	8,99,055	51,29,132	-		-	-	-	-
	TOTAL [A TO F]	13,07,00,426	13,61,491	65,39,694	1,01,10,079	12,84,91,532	-	1,24,12,876	2,82,032	1,26,94,908	11,57,96,624

Total Capital expenditure  
 $13,61,491 + 65,39,694 = 79,01,185$   
 Less Deductions STP  $= 51,29,135$   
27,72,050



  
**PRINCIPAL**  
 Nehru College of  
 Engineering and Research Centre  
 Panipady, Thiruvilwamala, Thiruvananthapuram  
 Pin 680 597 Kerala



**NEHRU COLLEGE OF ENGINEERING AND RESEARCH CENTRE, KERALA  
INCOME & EXPENDITURE ACCOUNT**

Particulars	Schedule	Year ended	
		31.03.2019	31.03.2018
		₹	₹
<b>INCOME</b>			
(a) Fees Received		9,45,29,160	12,90,07,621
(b) Other Income	9	2,58,09,730	1,87,93,020
(c) Interest Received		1,32,828	1,78,283
<b>A Total Income (a+b+c)</b>		<b>12,04,71,718</b>	<b>14,79,78,924</b>
<b>EXPENSES</b>			
(a) Employees Benefits	10	5,45,27,648	6,38,93,886
(b) Students Welfare	11	1,61,93,315	2,25,47,488
(c) Advertisement		7,25,942	-
(d) Repairs & Maintenance	12	73,43,812	77,69,301
(e) Printing and Stationery		6,78,622	13,45,823
(f) Power and Fuel	13	18,87,571	45,91,672
(g) Application and Affiliation Fees	14	17,10,000	16,18,025
(h) Communication Expenses		16,52,492	17,77,444
(i) Subscription and Periodicals		7,52,136	11,86,699
(j) General Expenses	15	68,61,103	60,59,554
(k) Interest and Bank Charges	16	25,557	50,303
(l) Depreciation		1,26,94,908	1,36,86,403
<b>B Total Expenditure (a to l)</b>		<b>10,50,53,106</b>	<b>12,45,26,597</b>
<b>EXCESS OF INCOME OVER EXPENDITURE (A-B)</b>		<b>1,54,18,612</b>	<b>2,34,52,327</b>

As per our report of even date annexed  
For Bindu Suresh Kumar & Associates  
Chartered Accountants

For and on behalf of the Trust

E. Sureshkumar  
Partner M.No: 055395

Managing Trustee

Place: Coimbatore  
Date: 29.09.2019

Trustee

PRINCIPAL

Nehru College of  
Engineering and Research Centre  
Pampady Thiruvilwamala, Thiruvananthapuram Dt  
Pin 680 597 Kerala

PRINCIPAL  
Nehru College of  
Engineering and Research Centre  
Pampady Thiruvilwamala, Thiruvananthapuram Dt  
Pin 680 597 Kerala

# **Academic Year** **2019-20**




**NEHRU COLLEGE OF ENGINEERING AND RESEARCH CENTRE, KERALA  
INCOME & EXPENDITURE ACCOUNT**

Particulars	Schedule	Year ended	
		31.03.2020	31.03.2019
<b>INCOME</b>			
(a) Fees Received		6,36,80,144	9,45,29,160
(b) Other Income	8	1,36,84,492	2,58,09,730
(c) Interest Received		1,20,188	1,32,828
<b>A Total Income (a+b+c)</b>		<b>7,74,84,824</b>	<b>12,04,71,718</b>
<b>EXPENSES</b>			
(a) Employees Benefits	9	4,57,78,878	5,45,27,648
(b) <u>Students Welfare</u>	10	1,52,03,193	1,61,93,315
(c) <u>Advertisement</u>		5,71,033	7,25,942
(d) <u>Repairs &amp; Maintenance</u>	11	78,81,368	73,43,812
(e) <u>Printing and Stationery</u>		7,92,324	6,78,622
(f) <u>Power and Fuel</u>	12	22,19,390	18,87,571
(g) <u>Application and Affiliation Fees</u>	13	2,98,500	17,10,000
(h) <u>Communication Expenses</u>		9,99,970	16,52,492
(i) <u>Subscription and Periodicals</u>		8,13,223	7,52,136
(j) <u>General Expenses</u>	14	86,00,564	68,61,103
(k) <u>Interest and Bank Charges</u>	15	26,106	25,557
(l) Depreciation		1,20,18,570	1,26,94,908
<b>B Total Expenditure (a to l)</b>		<b>9,52,03,119</b>	<b>10,50,53,106</b>
<b>EXCESS OF EXPENDITURE OVER INCOME(A-B)</b>		<b>(1,77,18,295)</b>	<b>1,54,18,612</b>

As per our report of even date annexed  
For Bindu Suresh Kumar & Associates  
Chartered Accountants

For and on behalf of the Trust

*Total Revenue Expenditure except  
Salary & Depreciation for 2019-20 =  
952,03,119 -  
Less Salary 4,57,78,878  
Depreciation 1,20,18,570  
3,74,05,671*



E.Sureshkumar  
Partner M.No: 055395



Place: Coimbatore  
Date : 24-12-2020

*[Signature]*  
Managing Trustee

**PRINCIPAL**  
Nehru College of  
Engineering and Research Centre  
Panpady, Thiruvilwamala, Thiruvananthapuram Dt  
Pin 680 597 Kerala

*[Signature]*  
Trustee




**NEHRU COLLEGE OF ENGINEERING AND RESEARCH CENTRE**  
**SCHEDULE - 4. FIXED ASSETS AS ON 31.03.2020**


SL.NO	ASSETS	WDV AS ON 01.04.2019	ADDITIONS		DEDUCTIONS	TOTAL	RATE	DEPRECIATION			WDV AS ON 31.03.2020
			BEFORE SEP	AFTER SEP				UPTO SEP	AFTER SEP	TOTAL	
1	LAND	38,67,480	-	-	-	38,67,480	0%	-	-	-	38,67,480
	<b>TOTAL [A]</b>	<b>3867480</b>	<b>-</b>	<b>-</b>	<b>-</b>	<b>38,67,480</b>	<b>-</b>	<b>-</b>	<b>-</b>	<b>-</b>	<b>38,67,480</b>
2	<b>BUILDINGS</b>										
	BUILDING-NCERC	5,14,82,877	-	-	-	5,14,82,877	10%	51,48,288	-	51,48,288	4,63,34,589
	BUILDING-NCERC-G.H	99,18,664	-	-	-	99,18,664	10%	9,91,866	-	9,91,866	89,26,798
	ROAD	8,93,495	-	-	-	8,93,495	10%	89,350	-	89,350	8,04,145
	<b>TOTAL [B]</b>	<b>62295036</b>	<b>-</b>	<b>-</b>	<b>-</b>	<b>62295036</b>		<b>6229504</b>	<b>-</b>	<b>6229504</b>	<b>5,60,65,532</b>
3	AIR CONDITIONER	13,61,081	2,67,180	-	-	16,28,261	10%	1,62,826	-	1,62,826	14,65,435
4	BIOGAS PLANT	3,16,399	-	-	-	3,16,399	10%	31,640	-	31,640	2,84,759
5	CAMERA/CCTV SYSTEMS	12,22,834	-	67,260	-	12,90,094	10%	1,22,283	3,363	1,25,646	11,64,448
6	CASH COUNTING MACHINE	40,028	-	-	-	40,028	10%	4,003	-	4,003	36,025
7	ELECTRICAL FITTINGS	26,21,850	-	-	-	26,21,850	10%	2,62,185	-	2,62,185	23,59,665
8	EPABX	6,48,616	-	-	-	6,48,616	10%	64,862	-	64,862	5,83,754
9	FIRE AND SAFETY EQUIPMENTS	99,910	6,36,794	-	-	7,36,704	10%	73,670	-	73,670	6,63,034
10	FURNITURE	1,04,64,477	-	45,494	-	1,05,09,971	10%	10,46,448	2,275	10,48,723	94,61,248
11	GAS FITTING	59,978	-	-	-	59,978	10%	5,998	-	5,998	53,980
12	LAB EQUIPMENTS	63,49,699	28,505	-	-	63,78,204	10%	6,37,820	-	6,37,820	57,40,384
13	LIBRARY BOOKS	1,21,04,504	-	1,75,142	-	1,22,79,646	10%	12,10,450	8,757	12,19,207	1,10,60,439
14	LIFT SYSTEM	2,62,699	-	-	-	2,62,699	10%	26,270	-	26,270	2,36,429
15	LCD PROJECTOR	3,46,738	-	-	-	3,46,738	10%	34,674	-	34,674	3,12,064
16	OFFICE EQUIPMENTS	16,85,571	2,40,305	-	-	19,25,876	10%	1,92,588	-	1,92,588	17,33,288
17	PA SYSTEMS	61,256	-	-	-	61,256	10%	6,126	-	6,126	55,130
18	TRANSFORMER	1,59,920	-	-	-	1,59,920	10%	15,992	-	15,992	1,43,928
19	TV(LCD)	2,13,596	-	-	-	2,13,596	10%	21,360	-	21,360	1,92,236
20	WATER COOLER	2,62,214	55,000	-	-	3,17,214	10%	31,721	-	31,721	2,85,493
21	WATER PURIFIERS	1,96,221	-	-	-	1,96,221	10%	19,622	-	19,622	1,76,599
22	XEROX MACHINE	2,74,713	-	-	-	2,74,713	10%	27,471	-	27,471	2,47,242
	WATER TREATMENT PLANT	50,65,558	-	-	-	50,65,558	10%	5,06,556	-	5,06,556	45,59,002
	<b>TOTAL [C]</b>	<b>4,38,17,862</b>	<b>12,27,784</b>	<b>2,87,896</b>	<b>-</b>	<b>4,53,33,542</b>		<b>45,04,565</b>	<b>14,395</b>	<b>45,18,960</b>	<b>4,08,14,582</b>



**PRINCIPAL**  
 Nehru College of  
 Engineering and Research Centre  
 Thiruvananthapuram, Thiruvananthapuram Dt

25	GENERATOR	8,44,500				8,44,500	15%	1,26,675	-	1,26,675	7,17,825
26	MACHINERY AND TOOLS	5,88,944				5,88,944	15%	88,342	-	88,342	5,00,602
27	MOTOR VEHICLE	32,68,926				32,68,926	15%	4,90,339	-	4,90,339	27,78,587
28	PRINTER	1,14,693	10,800			1,25,493	15%	17,204	810	18,014	1,07,479
29	UPS	6,08,404				6,08,404	15%	91,261	-	91,261	5,17,143
	<b>TOTAL [D]</b>	<b>54,25,467</b>	<b>-</b>	<b>10,800</b>	<b>-</b>	<b>54,36,267</b>		<b>8,13,821</b>	<b>810</b>	<b>8,14,631</b>	<b>46,21,636</b>
30	COMPUTER	3,90,779	4,85,540	5,24,735	-	14,01,054	40%	3,50,528	1,04,947	4,55,475	9,45,579
	<b>TOTAL [E]</b>	<b>3,90,779</b>	<b>4,85,540</b>	<b>5,24,735</b>	<b>-</b>	<b>14,01,054</b>		<b>3,50,528</b>	<b>1,04,947</b>	<b>4,55,475</b>	<b>9,45,579</b>
31	STP (WIP)	-	-	-	-	-	0%	-	-	-	-
	<b>TOTAL [F]</b>	<b>-</b>	<b>-</b>	<b>-</b>	<b>-</b>	<b>-</b>		<b>-</b>	<b>-</b>	<b>-</b>	<b>-</b>
	<b>TOTAL [A TO F]</b>	<b>11,57,96,624</b>	<b>17,13,324</b>	<b>8,23,431</b>	<b>-</b>	<b>11,83,33,379</b>	<b>-</b>	<b>1,18,98,418</b>	<b>1,20,152</b>	<b>1,20,18,570</b>	<b>10,63,14,809</b>
	<i>Total capital expenditure = 1713324 +  823431  <u>25,36,755</u></i>										



  
**PRINCIPAL**  
 Nehru College of  
 Engineering and Research Centre  
 Panpady Thiruvilwamala, Thrissur Dt  
 Pin 680 597 Kerala.




**NEHRU COLLEGE OF ENGINEERING AND RESEARCH CENTRE, KERALA  
INCOME & EXPENDITURE ACCOUNT**


Particulars	Schedule	Year ended	
		31.03.2020	31.03.2019
<b>INCOME</b>			
(a) Fees Received		6,36,80,144	9,45,29,160
(b) Other Income	8	1,36,84,492	2,58,09,730
(c) Interest Received		1,20,188	1,32,828
<b>A Total Income (a+b+c)</b>		<b>7,74,84,824</b>	<b>12,04,71,718</b>
<b>EXPENSES</b>			
(a) Employees Benefits	9	4,57,78,878	5,45,27,648
(b) Students Welfare	10	1,52,03,193	1,61,93,315
(c) Advertisement		5,71,033	7,25,942
(d) Repairs & Maintenance	11	78,81,368	73,43,812
(e) Printing and Stationery		7,92,324	6,78,622
(f) Power and Fuel	12	22,19,390	18,87,571
(g) Application and Affiliation Fees	13	2,98,500	17,10,000
(h) Communication Expenses		9,99,970	16,52,492
(i) Subscription and Periodicals		8,13,223	7,52,136
(j) General Expenses	14	86,00,564	68,61,103
(k) Interest and Bank Charges	15	26,106	25,557
(l) Depreciation		1,20,18,570	1,26,94,908
<b>B Total Expenditure (a to l)</b>		<b>9,52,03,119</b>	<b>10,50,53,106</b>
<b>EXCESS OF EXPENDITURE OVER INCOME(A-B)</b>		<b>(1,77,18,295)</b>	<b>1,54,18,612</b>

As per our report of even date annexed  
For Bindu Suresh Kumar & Associates  
Chartered Accountants

For and on behalf of the Trust


  
E. Suresh Kumar  
Partner M.No: 053395

  
**PRINCIPAL**  
Nehru College of  
Engineering and Research Centre  
Pattipady, Thiruvilwamala, Thrissur Dt  
Pin 680 597 Kerala

  
**Managing Trustee**


  
  
**PRINCIPAL**  
Nehru College of  
Engineering and Research Centre  
Pattipady, Thiruvilwamala, Thrissur Dt  
Pin 680 597 Kerala

  
**Trustee**

Place: Coimbatore  
Date : 24-12-2020